

VIRGINIA STANDARDS OF LEARNING

GRADE 3 MATHEMATICS

2023 Mathematics Standards of Learning

Practice Item Set

Property of the Virginia Department of Education

Copyright © 2025 by the Commonwealth of Virginia, Virginia Department of Education, P.O. Box 2120, Richmond, Virginia 23218-2120. All rights reserved. Except as permitted by law, this material may not be reproduced or used in any form or by any means, electronic or mechanical, including photocopying or recording, or by any information storage or retrieval system, without written permission from the copyright owner. Send all written requests to the Virginia Department of Education at the above address or by email to: Student_Assessment@doe.virginia.gov.

Printed in the United States of America.

1 Which number will make this statement true?

$$\underline{\quad ? \quad} > 8,243$$

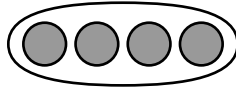
A 8,223

B 8,285

C 8,198

D 8,234

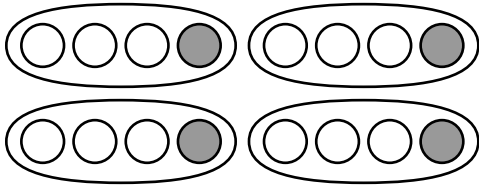
2 This set of circles is shaded to represent one whole.



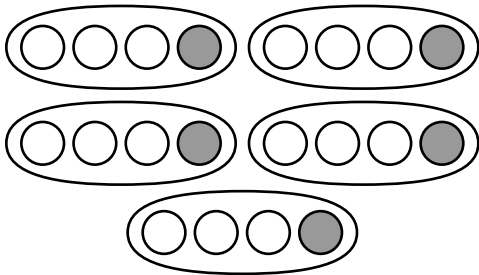
Which model is shaded to represent this expression?

$$\frac{1}{4} + \frac{1}{4} + \frac{1}{4} + \frac{1}{4} + \frac{1}{4}$$

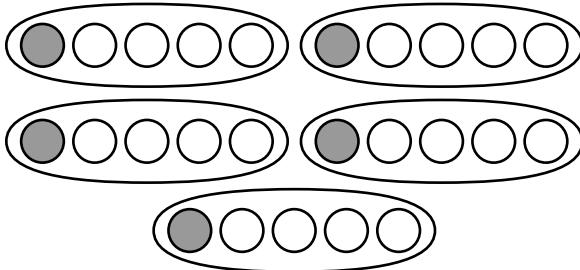
F



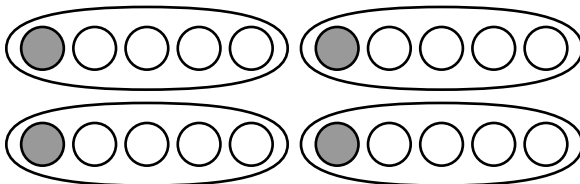
G



H




J



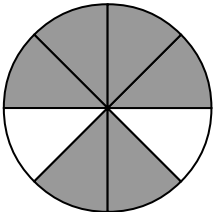
Directions: Use the following information to answer question 3.

This model is shaded to represent one whole.

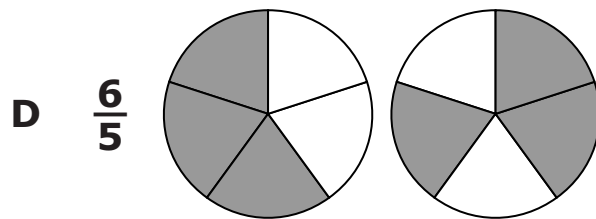
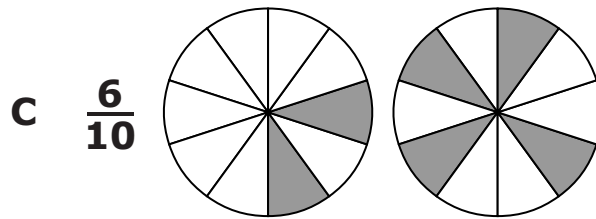
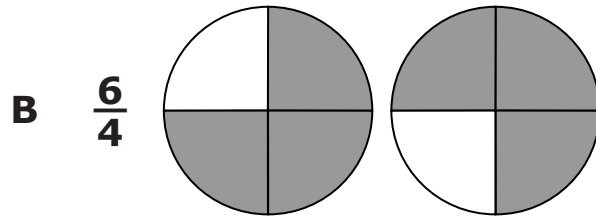
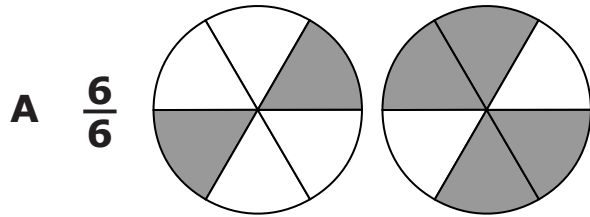


Model R is shaded to represent a fraction.

Model R



3 Which of these is shaded to represent a fraction that is less than the fraction represented by Model R?



- 4 The table shows the number of miles a family traveled on three days.**

Miles Traveled

Day	Number of Miles
1	287
2	316
3	295

Based on the table, which is closest to the difference between the total number of miles this family traveled on Day 1 and Day 2 combined and the number of miles traveled on Day 3 ?

- F** 200 miles
G 300 miles
H 600 miles
J 900 miles
- 5 There were a total of 750 drinks in the cafeteria. There were 249 chocolate milks and 203 whole milks. The rest of the drinks were orange juice. Which estimate is closest to the number of orange juices in the cafeteria?**
- A** 400 because $200 + 200 = 400$ and $800 - 400 = 400$
B 1,200 because $200 + 200 = 400$ and $800 + 400 = 1,200$
C 300 because $250 + 200 = 450$ and $750 - 450 = 300$
D 1,150 because $250 + 200 = 450$ and $700 + 450 = 1,150$

6 Mr. Gary's class has a goal of selling 500 pizzas in three months. The class sold 135 pizzas in the first month and 257 pizzas in the second month. Exactly how many more pizzas does the class need to sell to reach its goal?

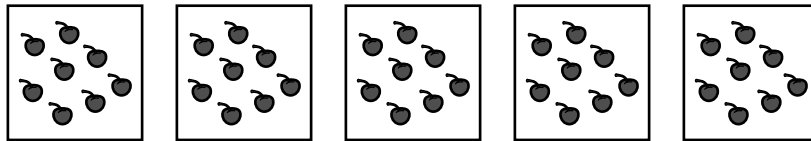
F 392

G 382

H 208

J 108

7 Which of these best represents this set of cherries?



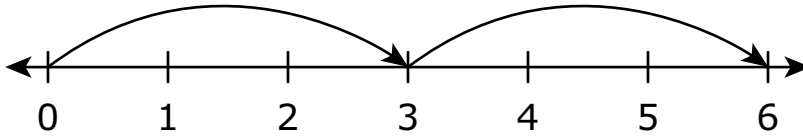
A $40 - 5$

B $40 \div 5$

C $5 + 8$

D 5×40

8 Which of these is best represented by this number line?



F $6 + 2$

G 6×2

H $3 + 2$

J 3×2

9 Which number sentence is true?

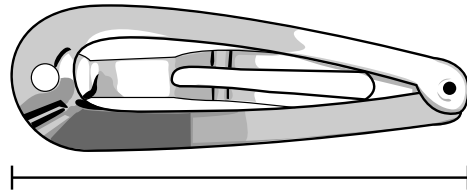
A $8 \times 2 = 16 + 3$

B $9 - 1 = 8 \div 2$

C $5 \times 6 = 25 + 5$

D $15 - 3 = 6 \times 3$

10 A hairclip is shown.



What is the length of this hairclip to the nearest half inch?

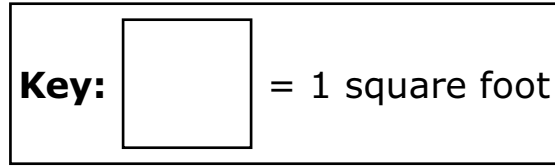
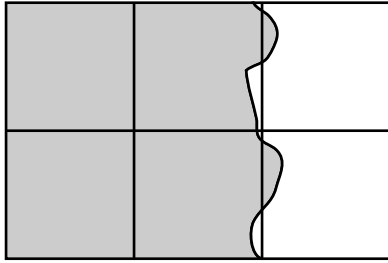
F $2\frac{1}{2}$ inches

G $3\frac{1}{2}$ inches

H 6 inches

J 7 inches

11 This model shows a rectangle that is 3 feet long and 2 feet wide.

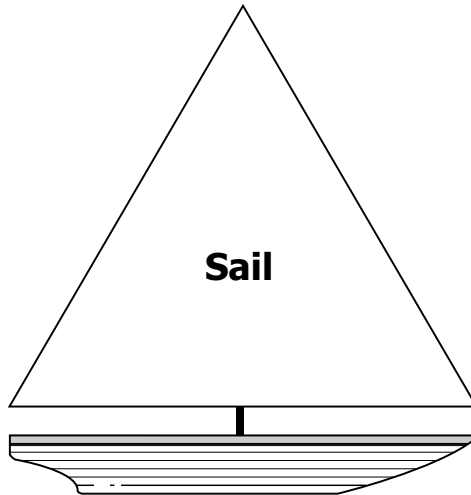


Which is closest to the area of the shaded part of this model?

- A** 8 square feet
- B** 6 square feet
- C** 4 square feet
- D** 2 square feet

12 Use your centimeter ruler to answer this question.

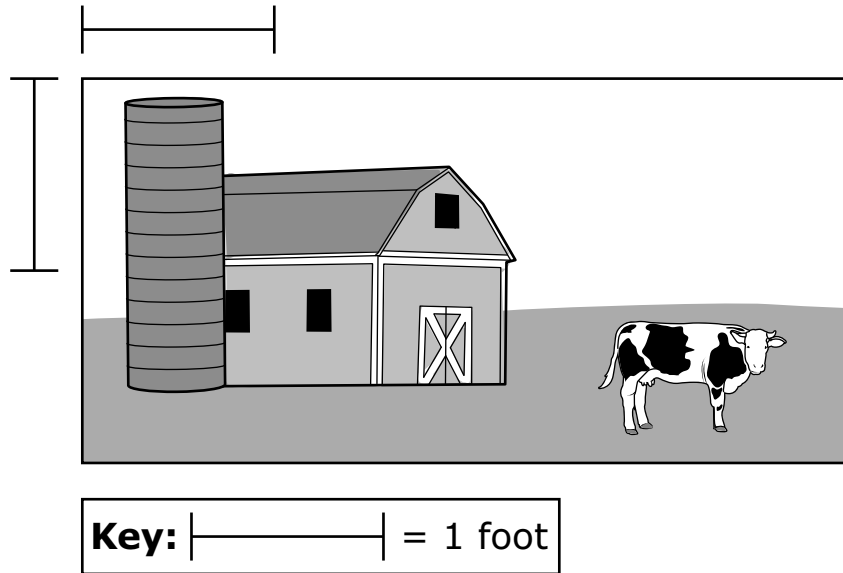
A picture of a sailboat is shown. All sides of the sail are the same length.



Which is closest to the perimeter of the sail on this sailboat?

- F** 21 centimeters
- G** 18 centimeters
- H** 7 centimeters
- J** 6 centimeters


13 Claudia painted a picture as shown.



Which measurement is closest to the perimeter of Claudia's picture?

- A 14 feet
- B 12 feet
- C 8 feet
- D 6 feet

14 Which is closest to the time shown on this clock?



- F** 4:08
- G** 4:40
- H** 8:04
- J** 8:20

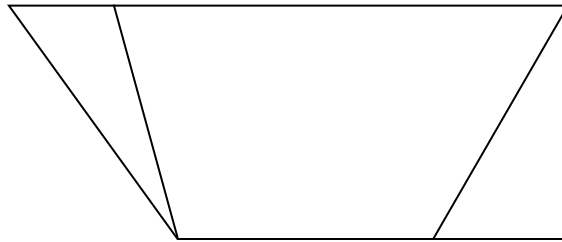
15 Allen arrived at his friend's house at 3:20 P.M. He left 2 hours later. At what time did Allen leave his friend's house?

- A** 2:20 P.M.
- B** 3:20 P.M.
- C** 4:20 P.M.
- D** 5:20 P.M.

16 Claire arrived at the zoo at 12:45 P.M. She left the zoo at 3:45 P.M. What was the total amount of time Claire was at the zoo?

- F** 3 hours
- G** 4 hours
- H** 9 hours
- J** 12 hours

17 Which 3 polygons were combined without overlapping to make the figure shown?






- A** Triangle, pentagon, triangle
- B** Quadrilateral, triangle, quadrilateral
- C** Quadrilateral, pentagon, triangle
- D** Triangle, quadrilateral, triangle


18 Mrs. Morgan wants to know what game the students would like to play during indoor recess. What is the best way for Mrs. Morgan to collect the data?

- F** Count the number of students who like to play football
- G** Count the number of students that will be at indoor recess
- H** Create a tally chart to show how long students play during recess
- J** Create a tally chart to show what game the students would like to play during indoor recess.

19 Four students have a total of 200 coins. This pictograph represents the number of coins three of the students have. The number of coins Diana has is missing.

Coins

Name	Number of Coins
Alex	
Ben	
Casey	
Diana	

Key:  = 10 coins

Which set represents the number of coins Diana has?

A 

C 

B 

D 

**Grade 3 Mathematics
Practice Item Set Spring 2025
Answer Key**

Sequence Number	Correct Answer	Reporting Category	Reporting Category Description
1	B	001	Number and Number Sense
2	G	001	Number and Number Sense
3	C	001	Number and Number Sense
4	G	002	Computation and Estimation
5	C	002	Computation and Estimation
6	J	002	Computation and Estimation
7	B	002	Computation and Estimation
8	J	002	Computation and Estimation
9	C	002	Computation and Estimation
10	F	003	Measurement and Geometry
11	C	003	Measurement and Geometry
12	G	003	Measurement and Geometry
13	B	003	Measurement and Geometry
14	J	003	Measurement and Geometry
15	D	003	Measurement and Geometry
16	F	003	Measurement and Geometry
17	D	003	Measurement and Geometry
18	J	004	Probability, Statistics, Patterns, Functions, and Algebra
19	B	004	Probability, Statistics, Patterns, Functions, and Algebra

